

Contact Information

Location

Rhode Island Resource Recovery

65 Shun Pike, Johnston, Rhode Island

General Recycling Information

401-942-1430 x775 • www.rirrc.org

Other Educational Resources

Resource Recovery's Recycling Department offers many options for Rhode Islanders to learn more about how they can contribute to responsible solid waste management. As the Corporation's mission is to be environmentally conscientious and fiscally responsible in managing the state's solid wastes, it is important to gain the support of all residents and businesses. Education is key in meeting this goal. Therefore, Resource Recovery offers the following additional educational resources at no charge:

- Tours of the Central Landfill and the Materials Recycling Facility (401-942-1430 x124)
- MaxMan visit to schools (k-5) for a 30-minute presentation (401-942-1430 x124)
- Educational materials for use in classrooms or at home
- MaxMan Interactive CD with virtual tour of landfill and recycling facilities
- MaxMan and Pamela Watts Video on residential maximum recycling program
- Informational brochures on what is recyclable, composting, and household hazardous waste
- Web site (rirrc.org) with information on solid waste management programs



RHODE ISLAND
RESOURCE RECOVERY
CORPORATION

Recycling Department
65 Shun Pike, Johnston, RI 02919
Phone: 401-942-1430 x775
www.rirrc.org

The Rhode Island Resource Recovery Corporation (RIRRC) is a non-profit, quasi-public agency that was created by the General Assembly in 1974 to serve the solid waste management needs of the state. RIRRC is dedicated to reducing reliance on landfilling through resource conservation programs such as waste reduction, recycling and composting.

 Printed on recycled paper, of course.
7/02



Are You Buying Trash?

How to reduce waste



RHODE ISLAND
RESOURCE RECOVERY
CORPORATION

What is good packaging?

Good packaging uses the fewest materials or layers of wrapping (plastic, paper, cardboard, etc.) necessary to protect and provide information on the product inside.

What is bad packaging?

Bad packaging uses more materials than is necessary to do its job. You end up paying for the package, paying taxes to throw it away, and throwing away all the natural resources that went into the packaging.

What can you do?

Why not try the three simple actions listed inside this brochure next time you go shopping, and see what a difference your choices will make!

To reduce packaging waste


Instead of this...

Try this...

Why?

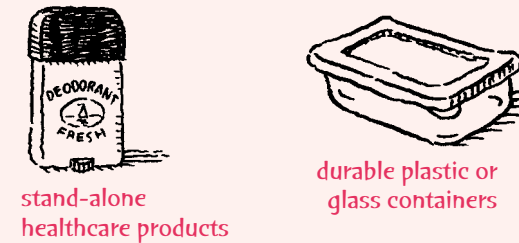
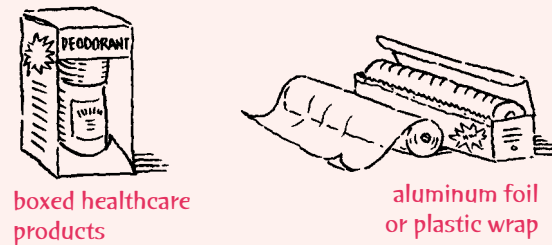
1. Eliminate throw-away products.

Avoid buying things that are designed to be used only once. Look for products that can be reused.




2. Reduce the amount of packaging you buy.

Try to buy products with the fewest layers of packaging materials. Think lightweight, refills, concentrates and buying in bulk.



3. Make your voice heard.

Ask your store's manager to carry products with minimal or no packaging, like bulk rice, pasta and beans. Contact manufacturers about products you think are overpackaged.



1. Conserve energy and natural resources

Using long-lasting, reusable items instead of products designed for one-time use conserves energy and natural resources like trees, water, oil and land.

2. Many products have unnecessary packaging

Because most healthcare products come with tamper-proof seals, boxes are unnecessary. Produce has its own natural packaging—bring your own reusable bags to carry more fragile produce. Buying in bulk or economy-size gets you more product per package.

3. You can make a difference

By expressing your interest in products with minimal or no packaging, you can change the buying decisions of store managers and the packaging habits of manufacturers.